



MANDURAH
BAPTIST COLLEGE

BE STRONG & COURAGEOUS

Annual Report 2023

“Jam-packed with thought-provoking, engaging learning every day, supplemented by enriching experiences for our students”



From the College Board

Mandurah Baptist College Board is skills based. Members are committed Christians with a strong desire to fulfil the oversight of the College with good governance principles to achieve our mission. The Board has worked harmoniously with the Principals and executive staff during the year achieving some significant milestones.

College Organisational Restructure

During 2023 the Board implemented a decision flagged to the College community prior to Covid 19. It was announced that from the commencement of 2024 the College would have one Principal leading the whole College. A transparent nationwide search was carried out for the new Principal. The successful applicant was Mr Matthew (Matt) Dusci, which is a credit to the College's leadership development program.

During the last half of 2023 Mr Dusci worked closely with the Board to develop a new whole of College structure and appoint staff to new positions. The Board is grateful to Mr Dusci and all staff for their cooperation in the process and adjustments that have been made.

The Board especially thank Rob Gratton, the Foundation Principal of the Primary School for his contribution in seeking the best future for the college.

Master Plan

The Board spent most of 2023 working with Mr Dusci and staff planning for Stages 3 and 4 of the Master Plan.

Stage 3 includes a new soccer oval, additional car parking and a new Primary School playground. This commenced at the end of Term 4. Stage 4 includes eight classrooms, a toilet block, maintenance shed and new basketball courts.

We look forward to these new facilities being completed and enhancing the College's mission and educational outcomes for students, their families and staff.

Finances

The College Annual Finance Report is included as part of this Annual Report. It is of note that the College is in a healthy financial position. Once again, the Board is thankful for the hard work of the College's highly skilled and dedicated finance team led by Pieter Conradie.

General

The Board continues to work with the Principal and staff to provide the opportunity for each student to achieve to the best of their ability in the areas they choose to study. We fully understand and support the increasing number of ways available for students to achieve entrance to university, a tertiary institution or employment of their choice.

The College is successful because of the unified team effort involving the administration and grounds staff, teaching and support staff, students, their families and the Board. It is only as we work together that we can achieve Mandurah Baptist College's mission: "To provide an excellent education in a Christian context, developing life-ready students who reflect the character of Jesus Christ."

Finally, and most importantly, we acknowledge our good God for His continued guidance and provision in all aspects of College life.

Rev. Philip Bryant
Board Chair



Mrs Darrilyn Dawson, Mr Judson Lorkin, Mr Luke Mason, Mr Richard Di Perna, Mrs Juliette Somerville, Mrs Nina Tassell, Mr Dean Oates, Rev. Philip Bryant.

From the Principal

Mandurah Baptist College enjoyed another fantastic year of learning and growth throughout 2023. Jam-packed with thought-provoking, engaging learning every day, supplemented by enriching experiences for our students and some amazing community events, the College continued to provide meaningful experiences beyond the standard curriculum.

Highlights of the year included a highly successful Parent Connect Seminar with guest presenter Maggie Dent, another outstanding Open Night Learning Journey, an amazing Primary School Musical Theatre Production of 'Robin and the Sherwood Hoodies', the introduction of the Global Leadership Summit Next Gen program (with an exceptional training day for Year 6 student leaders run by our Year 10 and 11 student leaders), our senior girls' team achieving a silver medal at the Australian Schools Volleyball Cup and much, much more.

The use of data for school improvement remains a strong focus of the College, and we were pleased to note that our College data during 2023 again reflected the efficacy of our teaching and learning programs. While a change in NAPLAN timing meant that comparing datasets to previous NAPLAN testing periods was not possible, the College was pleased that analysis of our data, particularly at higher year levels and where students have been at the College for longer, remains strong. Our Year 12 OLNA completion rate was at its highest ever, and our WACE completion rate was at its highest level since the introduction of the revised WACE requirements in 2016. ATAR results were also pleasing, with the year's median score being the second highest in the College's history.

2023 also marked some significant announcements about the future of the College, with a change in structure as well as further significant investment in our infrastructure to be completed over the coming years. God has certainly blessed the College to be in such a strong position, and we look forward to the coming years of continued learning and growth – learning and growth for our students and community and also for us as a College.

2024 sees the College entering a new era, with a new, K-12 College structure now in place, and planning for a Pre Kindergarten program and expanded Secondary School underway.

Planning for capital works to support the expansion and development of the College was a key feature of 2023, with plans in place now to complete both Stages 3 and 4 of the College's Master Plan during 2024 – another exciting addition to the facilities of the College, in service of our mission and our community.

Thank you as always to all of our wonderful College Board, staff, students, parents, guardians and community for your support over this year. We have a very special community here at MBC, and it is a delight and privilege to be involved with it each day.

12 Therefore, as God's chosen people, holy and dearly loved, clothe yourselves with compassion, kindness, humility, gentleness and patience. 13 Bear with each other and forgive one another if any of you has a grievance against someone. Forgive as the Lord forgave you. 14 And over all these virtues put on love, which binds them all together in perfect unity.

Colossians 3:12-14

Mr Matt Dusci
Principal



Teacher Standards and Qualifications

Mandurah Baptist College staff are committed to educational excellence, and invest significant time in professional learning and associations to retain currency of relevant information and to maintain ongoing learning and compliance with registration standards.

The College's teachers come from diverse educational backgrounds and bring a wealth of professional experience to enhance the learning experiences of students. A wide range of expertise enables the provision of quality and challenging programs across all learning areas. The majority of teaching staff have more than ten years relevant teaching experience. To enhance learning support at Mandurah Baptist College, the College has invested in support staff and in providing opportunities for whole staff training.

Highest Qualification	No. of Teachers	% Teachers
PHD	1	1%
Masters	11	12%
Honours/Post Graduate	36	38%
Bachelor Degree	44	46%
Diploma	3	3%
Total Number of Teachers	95	

Workforce Composition

The total workforce composition of Mandurah Baptist College (both teaching and non-teaching) is:

- Female: 144
- Male: 40
- Total: 184



Student Attendance

At School in 2023

Year Group	Percentage of Attendance
Kindergarten	90.28
Pre Primary	90.59
Year 1	91.50
Year 2	91.91
Year 3	91.77
Year 4	91.63
Year 5	91.39
Year 6	91.55
Year 7	89.89
Year 8	90.56
Year 9	87.97
Year 10	87.62
Year 11	89.24
Year 12	87.20

Management of non-attendance

- Teachers mark the attendance register twice daily in the Primary School and in every class during the day in the Secondary School. Correspondence received explaining student absences is recorded on the student's profile.
- Text messages are sent daily to parents if no contact has been made with the school. Replies to daily text messages explaining student absences are recorded on the student's profile.
- If no explanation for an absence has been received from the Parent/Guardian follow-up contact via email is sent to parents: for Primary, at the end of each week and again at the end of each term and for Secondary, at the end of each 5 week period and again at the end of each term.
- Students who have failed to attend (without notification) after three days are personally followed up with a phone call from the Receptionist/Student Services Officer.
- A small number of compulsory events are required by students as part of the MBC community. Attendance is taken at these events.
- Regular attendance reports are provided to the Principals in Primary and Secondary at the end of each semester. In Primary, teachers report attendance concerns to the Principal, who will meet with a parent/guardian. In Secondary, Heads of Year and Deputy Principals are given fortnightly updates from Student Services of students with low attendance. Contact is made with a parent/guardian of any student who is identified as having an attendance percentage that puts them at risk.



Student Achievement

Mandurah Baptist College recognises exceptional student achievements in 2023

Top ATAR 96.75.

Out of 23 subjects:

- 'School Moderated Mean' – six subjects above state
- 'School Exam Mean' – eight subjects (or components) above state
- 'School Standardised Course Combined Score' – seven subjects above state

One student received a Certificate of Distinction and eight students received Certificates of Merit.

37% of students completed one or more VET qualifications during Year 11 to 12.

The Secondary School is very proud of the students' individual progress and recognises students who achieve at a high level annually. Senior students (Years 11-12) who achieve over 80% for assessments are acknowledged with a Club 80 certificate, and in 2023, 1617 certificates were issued. Additionally, a total of 23 Certificates of Academic Merit, Distinction or High Distinction were given out across both semesters for students who achieved at least 2 grades at an 'A' level in a WACE course throughout the year. In the Lower School (Years 7-10) a total of 63 Certificates of Academic Merit, Distinction or High Distinction were given out across both semesters to students who achieved at least 5 grades at 'A' level.

ATAR Range	Number of Students	% of group
95.00 - 99.95	3	8.6%
90.00 - 94.95	4	11.4%
85.00 - 89.95	5	14.3%
80.00 - 84.95	4	11.4%
75.00 - 79.95	5	14.3%
70.00 - 74.95	4	11.4%
65.00 - 69.95	2	5.7%
60.00 - 64.95	1	2.9%
55.00 - 59.95	2	5.7%
50.00 - 54.95	3	8.6%
< 50.00	2	5.7%
Total	35	

Secondary Education

Students are eligible to achieve their WACE through a combination of courses and programs delivered wholly at the College, in conjunction with the College or via college partnerships with a continually growing number of external providers. Courses completed outside of the College are supported by administration and management from within the College.

Post-school destinations

Students successfully attained placements at universities, TAFE, traineeships and apprenticeships. Statistics from the Tertiary Institution Services Centre (TISC) that relate to university entrance are shown below. Please note that these statistics do not fully capture how many students have entered university study in 2024 as they do not account for all early offers or universities that do not take applications through TISC.



Senior Secondary Outcomes:

Year 12 Students	Percentage
Attaining a WACE	97%
Attaining a vocational education and training qualification	37%
Completing an endorsed program	35%

	Total
Number of students with an ATAR who applied for university placements	30
Number of students with a first preference (including non-ATAR)	40
Number of students offered their first preference	27
Number of students offered any of their preferences	36
Number of students who have enrolled	24
Number of students who have deferred	8





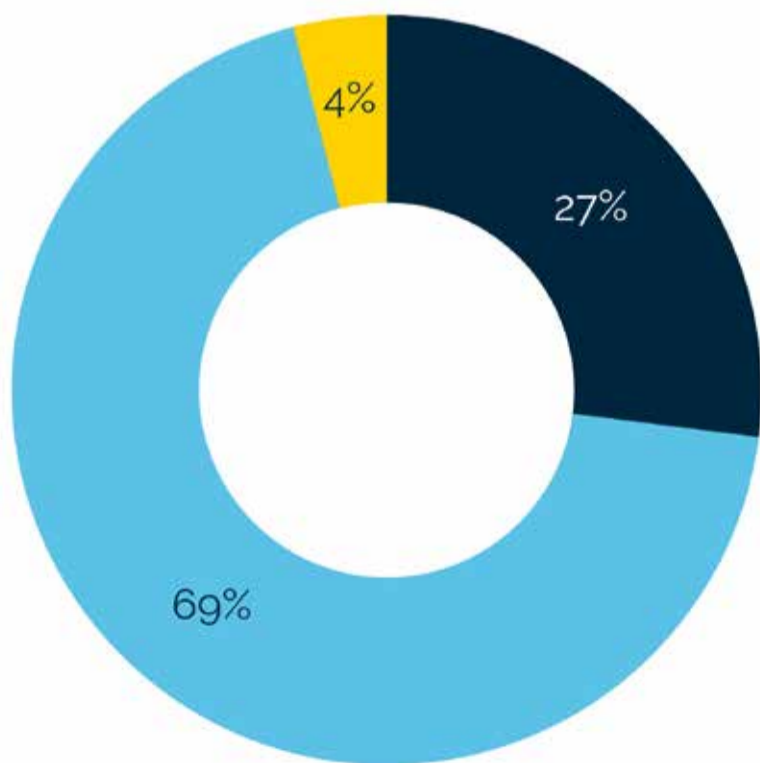
NAPLAN Results

Reading	National	State	MBC
Year 3	404	394	384
Year 5	496	490	482
Year 7	536	534	527
Year 9	565	575	575
Writing	National	State	MBC
Year 3	417	411	411
Year 5	483	478	476
Year 7	534	531	519
Year 9	567	573	574
Spelling	National	State	MBC
Year 3	404	399	371
Year 5	490	488	463
Year 7	539	542	530
Year 9	568	572	578
Grammar & Punctuation	National	State	MBC
Year 3	409	400	376
Year 5	496	491	481
Year 7	539	536	527
Year 9	556	563	564
Numeracy	National	State	MBC
Year 3	406	401	390
Year 5	488	484	475
Year 7	538	539	526
Year 9	568	581	577

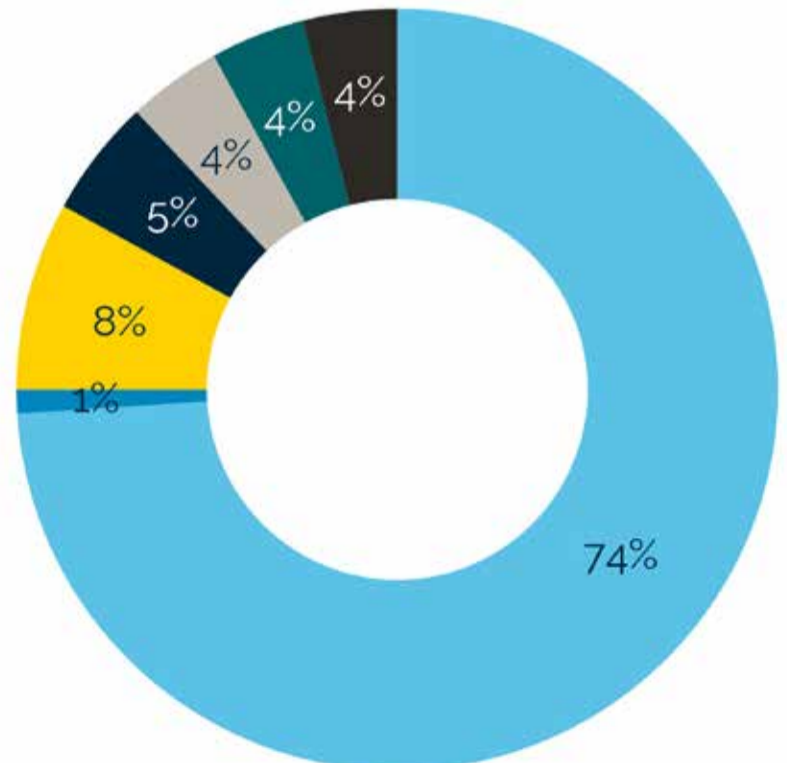
Income and Expenditure

Income	\$	
Fees	7,400,010	27%
State and Commonwealth Funding	18,688,177	69%
Trading and Other Income	1,067,644	4%
Total	27,155,831	

Expenditure	\$	
Salaries	17,951,179	74%
Interest/Bank Charges	373,769	1%
Depreciation & Asset Write Off	1,860,208	8%
Trading and Other Expenditure	1,304,902	5%
Tuition Expenses	935,297	4%
Facilities & Utilities	1,016,838	4%
ICT & Insurance	955,826	4%
Total	24,398,019	



- Fees
- State and Commonwealth Funding
- Trading and Other Income



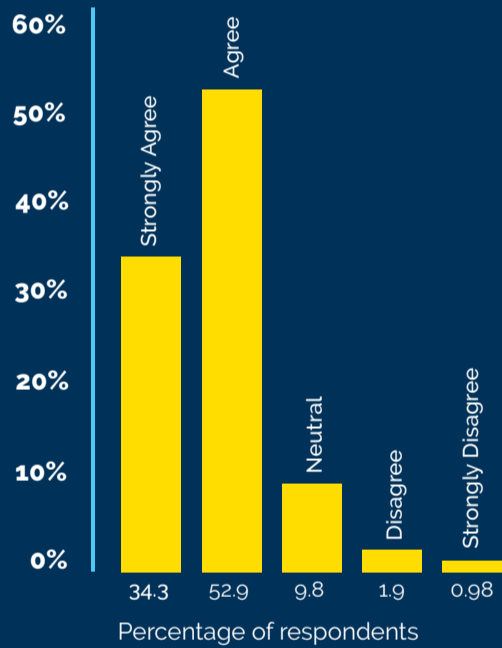
- Salaries
- Interest/Bank Charges
- Depreciation & Asset write off
- Trading and Other Expenditure
- Tuition Expenses
- Facilities & Utilities
- ICT & Insurance

Community Satisfaction

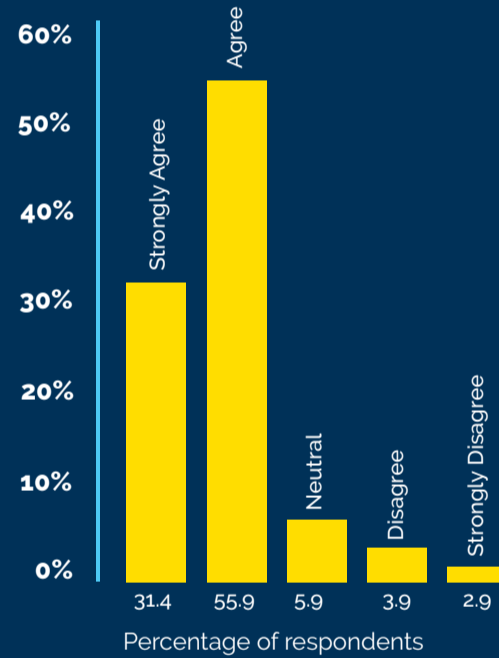
To determine the level of satisfaction of Mandurah Baptist College from our community, a parent survey was conducted. The College is always mindful of feedback from our community and will continue to work towards improvement in all areas.

Parent Survey:

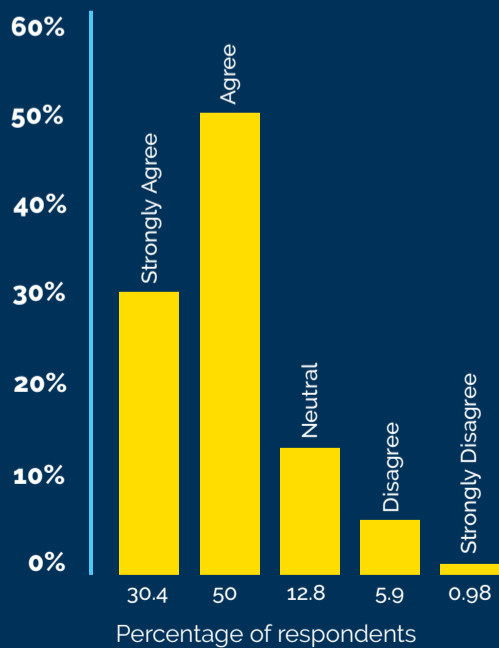
Teachers at this school expect my child to do their best.



My child feels safe at this school.



I can talk to my child's teachers about my concerns.



My child likes being at this school.

